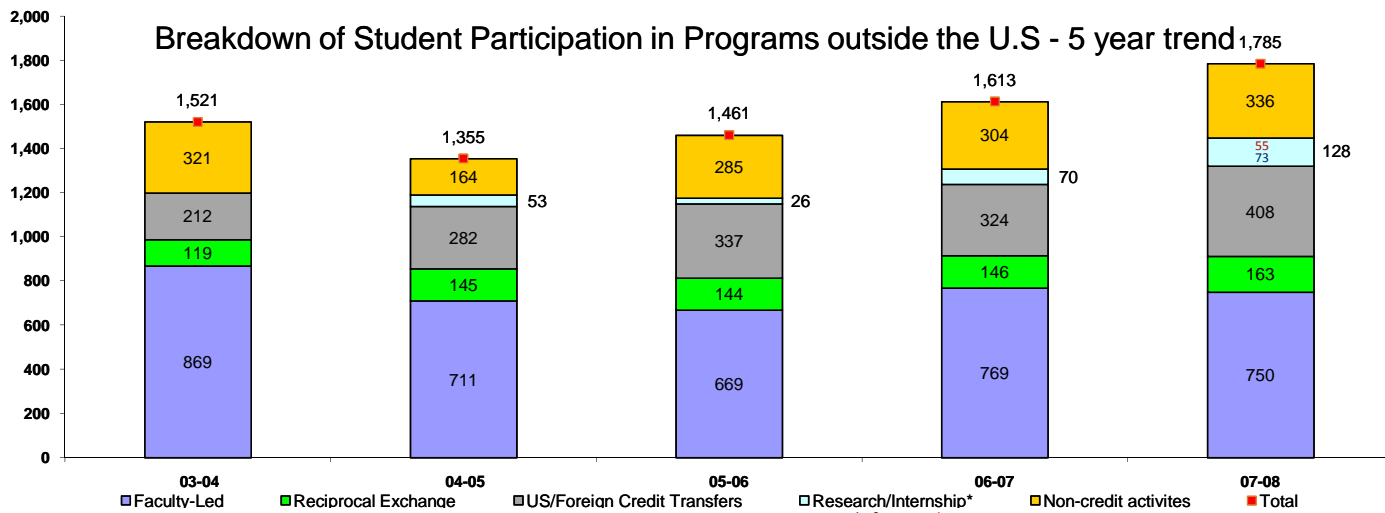


TEXAS A&M UNIVERSITY

Student Participants in Programs Abroad (05-06, 06-07,07-08)



* Prior to 2004, Research/Internship credits were combined with faculty-led programs and called "TAMU Credit"

Source: Texas A&M Study Abroad Office

	05-06	06-07	07-08		05-06	06-07	07-08
Argentina	7	12	23	Israel	-	2	1
Armenia	-	1	-	Italy	178	198	279
Australia	54	50	53	Japan	1	6	9
Austria	5	5	8	Korea, South	-	1	5
Azerbaijan	-	-	1	Kyrgyzstan	-	2	1
Bahamas	-	-	1	Madagascar	-	1	-
Belgium	18	9	18	Malaysia	-	-	-
Belize	5	10	3	Mexico	145	105	164
Bermuda	-	-	2	Morocco	3	2	4
Bolivia	-	2	1	Namibia	-	-	1
Botswana	-	-	-	Netherlands	-	1	1
Brazil	23	21	22	New Zealand	-	1	1
Bulgaria	-	-	1	Nicaragua	1	3	-
Canada	3	1	1	Norway	-	1	-
Chile	9	22	18	Panama	20	12	-
China	44	43	57	Peru	1	2	5
Colombia	-	-	-	Philippines	-	1	1
Costa Rica	58	45	38	Poland	14	20	37
Czech Republic	-	2	6	Portugal	5	-	-
Denmark	5	5	7	Qatar	12	-	12
Dominica	17	15	19	Russia	5	20	10
Dominican Republic	10	14	12	Rwanda	-	1	-
Ecuador	8	5	4	Senegal	1	2	2
Egypt	-	1	1	Singapore	19	14	23
El Salvador	-	-	1	South Africa	3	23	19
Estonia	-	-	1	Spain	206	360	261
Fiji	4	-	-	Sweden	3	9	3
France	205	93	162	Switzerland	6	32	30
Georgia	-	1	-	Taiwan	9	9	-
Germany	136	217	170	Tanzania	1	3	1
Ghana	-	1	-	Thailand	-	3	5
Greece	-	11	12	Togo	-	-	1
Guatemala	5	4	-	Tunisia	-	8	-
Guyana	-	-	2	Turkey	8	4	5
Honduras	3	2	21	United Arab Emirates	-	1	2
Hungary	-	1	1	United Kingdom	173	72	131
India	20	3	15	Venezuela	-	-	1
Indonesia	-	5	-	Other/Multiple	7	90	77
Ireland	1	3	12	Grand Total	1,461	1,613	1,785

Breakdown of Total:	05-06	06-07	07-08
Undergraduates:	1,333	1,453	1,635
Graduates:	98	135	117
Professional:	2	13	13
Not Specified:	28	12	20

*Starting in 2005, students are further classified as Professional Students

Not Specified includes (12) Non Degree students

Breakdown by Colleges	05-06	06-07	07-08
Liberal Arts	520	544	599
Mays School	281	299	320
Agriculture	147	204	202
Engineering	156	127	168
Architecture	113	111	138
Education	62	100	143
Science	59	58	51
Vet. Medicine	49	51	60
George Bush School	21	35	24
General Academics	25	34	40
Geosciences	9	29	18
Texas A&M Galveston	-	12	7
Others/Unspecified	19	9	15

*Other Include QT,MD,HC,EX, and Unspecified

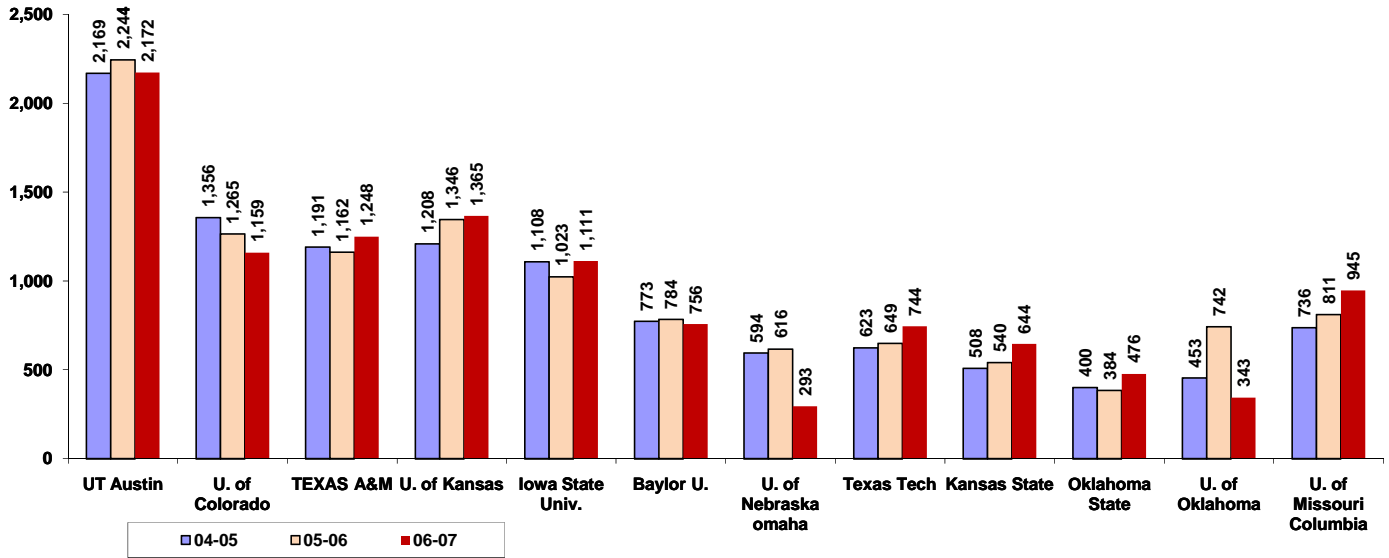
Country Breakdown:	05-06	06-07	07-08
Total No. of Countries:	50	46	60
Top 6 Countries:	05-06	06-07	07-08
Italy	178	198	279
Spain	206	360	261
Germany	136	217	170
Mexico	145	105	164
France	205	93	162
United Kingdom	173	72	131

Additional Countries in 2007 - 2008:	
Azerbaijan	Estonia
Bahamas	Guyana
Bermuda	Namibia
Bulgaria	Togo
El Salvador	Venezuela

Gender	05-06	06-07	07-08
Male	519	556	661
Female	942	1,057	1,124

NOTES: Some of the data reported here are not published to non-Texas A&M authorities like IIE open doors. So it is possible that some of the numbers may not match.

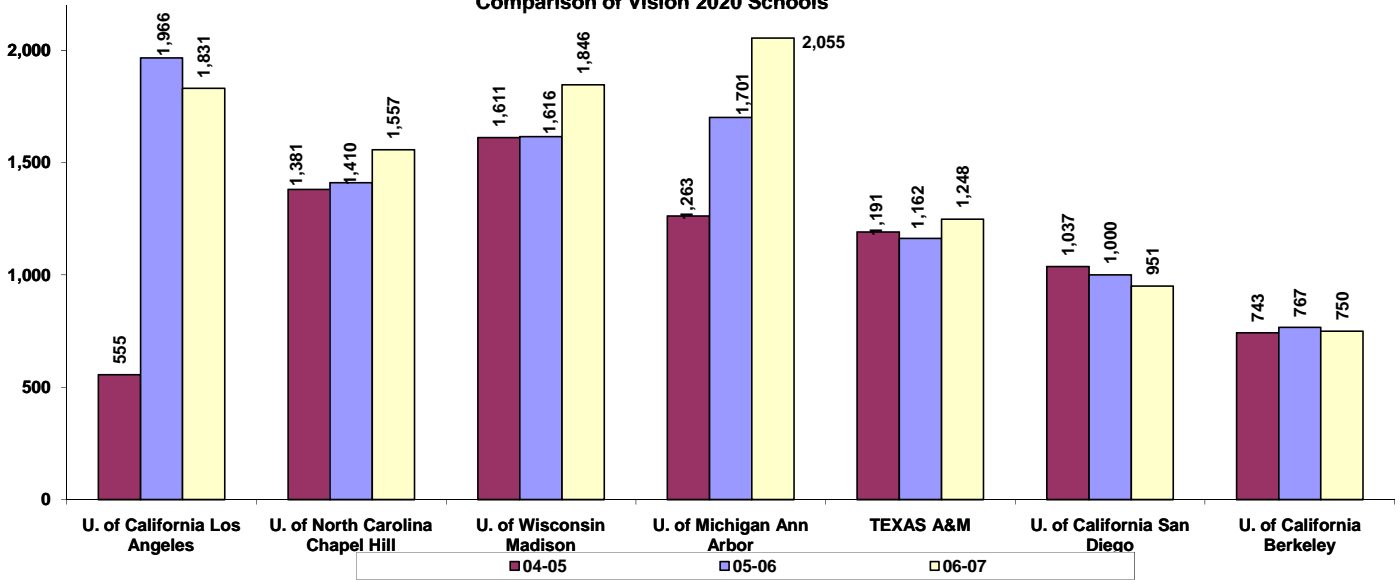
Study Abroad Enrollment 2004-2006 Comparison of Big 12 Schools



2006-2007 is the most recent national data available through the Institute of International Education

Source: Institute for International Education, Open Doors Fall 2008
Official Open Doors Data for Study Abroad is two years behind contemporary data

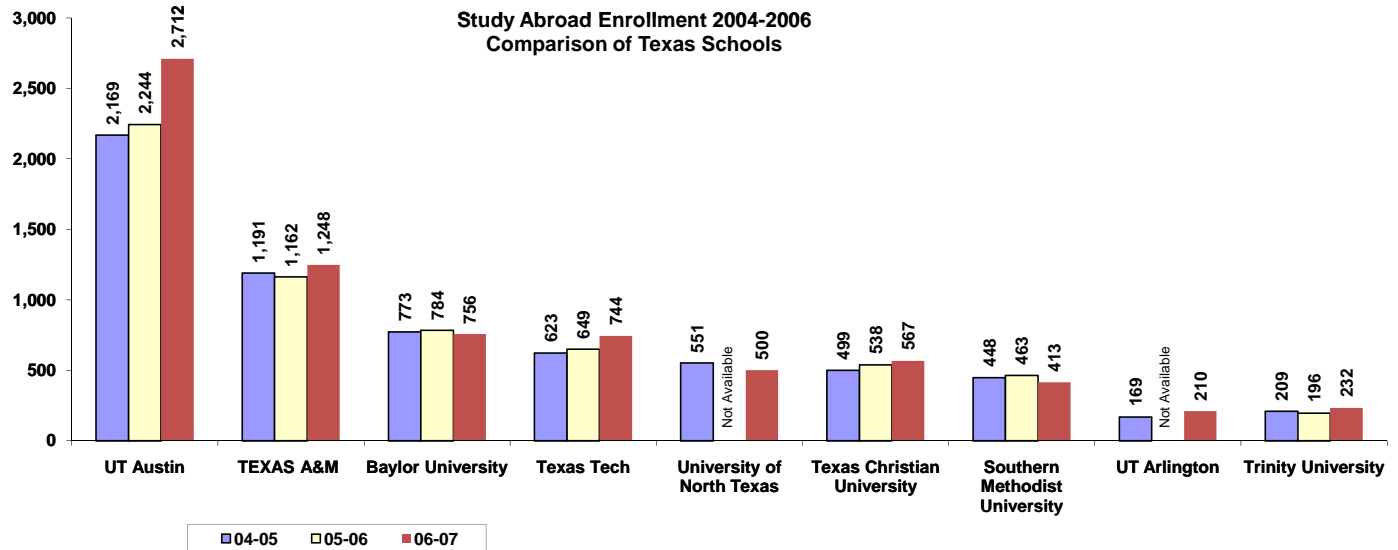
Study Abroad Enrollment 2004-2006 Comparison of Vision 2020 Schools



2006-2007 is the most recent national data available through the Institute of International Education

Source: Institute for International Education, Open Doors Fall 2008
Official Open Doors Data for Study Abroad is two years behind contemporary data

Study Abroad Enrollment 2004-2006 Comparison of Texas Schools



2006-2007 is the most recent national data available through the Institute of International Education

Source: Institute for International Education, Open Doors Fall 2008
Official Open Doors Data for Study Abroad is two years behind contemporary data